



2505 Chamblee Tucker Rd, Chamblee, GA 30341

\$18/SF/YR

\$1.50/SF/MO

2505 Chamblee Tucker Rd.

Office | 7 spaces available | 800 sq. ft. - 2,000 sq. ft.



Michael Bailey
GA H79944
770.851.8349

Listing Added: 01/16/2024

Listing Updated: 01/16/2024



Building Details

Property Type	Office
Subtype	office/medical
Tenancy	Multiple
Total Building SQFT	24,000
Minimum Divisible SQFT	800
County	Dekalb County

Building Description

This professional office building is on the corner of Buford Hwy. and Chamblee Tucker Rd. We have 7 offices from 800 ft. to 2,000.

Building Location (1 Location)



108 Details

Lobby with 3 offices	
Listing Type	Direct
RSF	1,200 SF
Rate (Per SF)	\$18 / SF / YR
Lease Type	Modified Gross
Days on Market	14 days

207 Details

Lobby and 2 offices

Listing Type	Direct
RSF	900 SF
Rate (Per SF)	\$18 / SF / YR
Days on Market	14 days

200 Details

Lobby, 3 offices and breakroom

Listing Type	Direct
RSF	1,575 SF
Rate (Per SF)	\$18 / SF / YR
Days on Market	14 days

300 Details

Lobby with 6 offices

Listing Type	Direct
RSF	2,000 SF
Rate (Per SF)	\$18 / SF / YR
Days on Market	14 days

301 Details

Lobby with 2 offices

Listing Type	Direct
RSF	900 SF
Rate (Per SF)	\$18 / SF / YR
Days on Market	14 days

303 Details

Listing Type	Direct
RSF	800 SF
Rate (Per SF)	\$18 / SF / YR
Days on Market	14 days

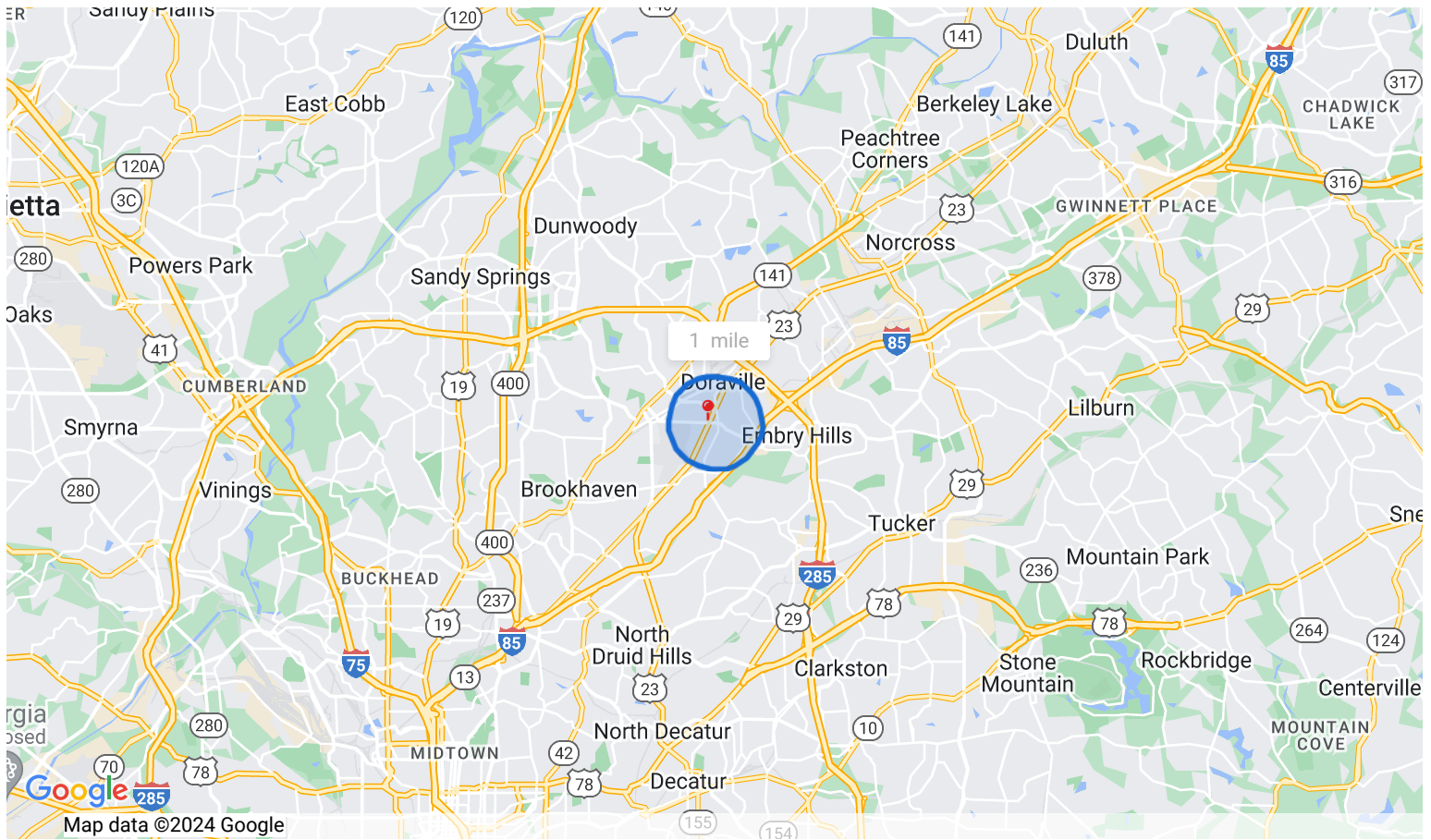
308 Details

Listing Type	Direct
RSF	800 SF
Rate (Per SF)	\$18 / SF / YR
Days on Market	14 days

Building Photos (4 photos)



Demographic Insights



Population

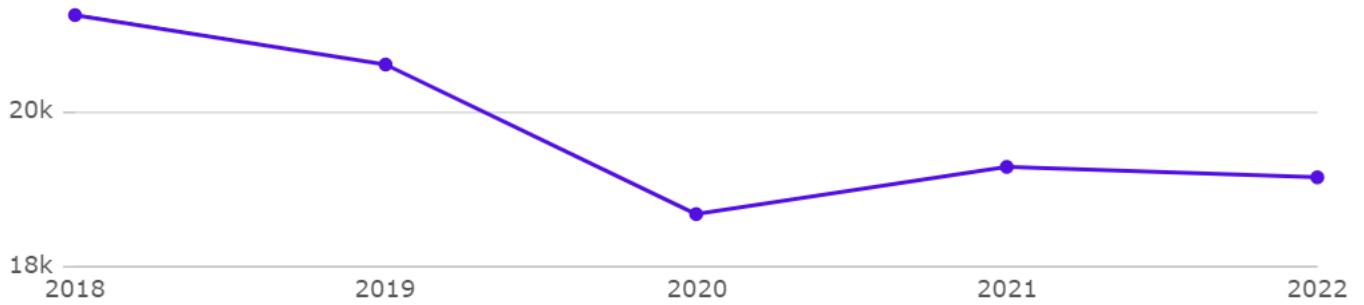
19.1k

0%

Compared to 19.2k in 2021

↓ -9%

Compared to 21.2k in 2018



Household Income

\$62.1k

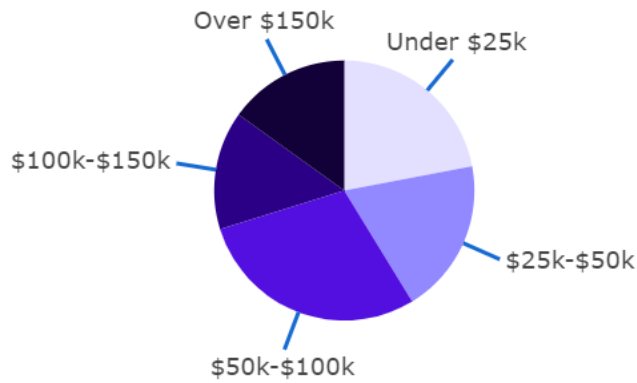
Median Income

\$61.8k

2028 Estimate

↓ 0%

Growth Rate



Age Demographics

32

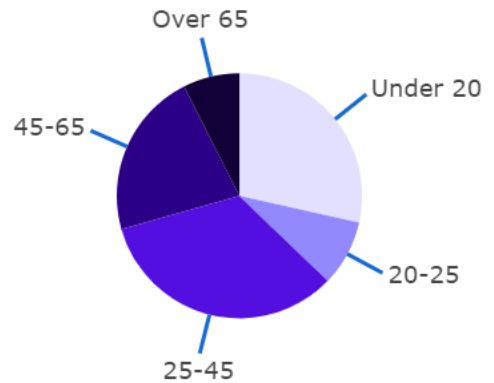
Median Age

31

2028 Estimate

↓ -3%

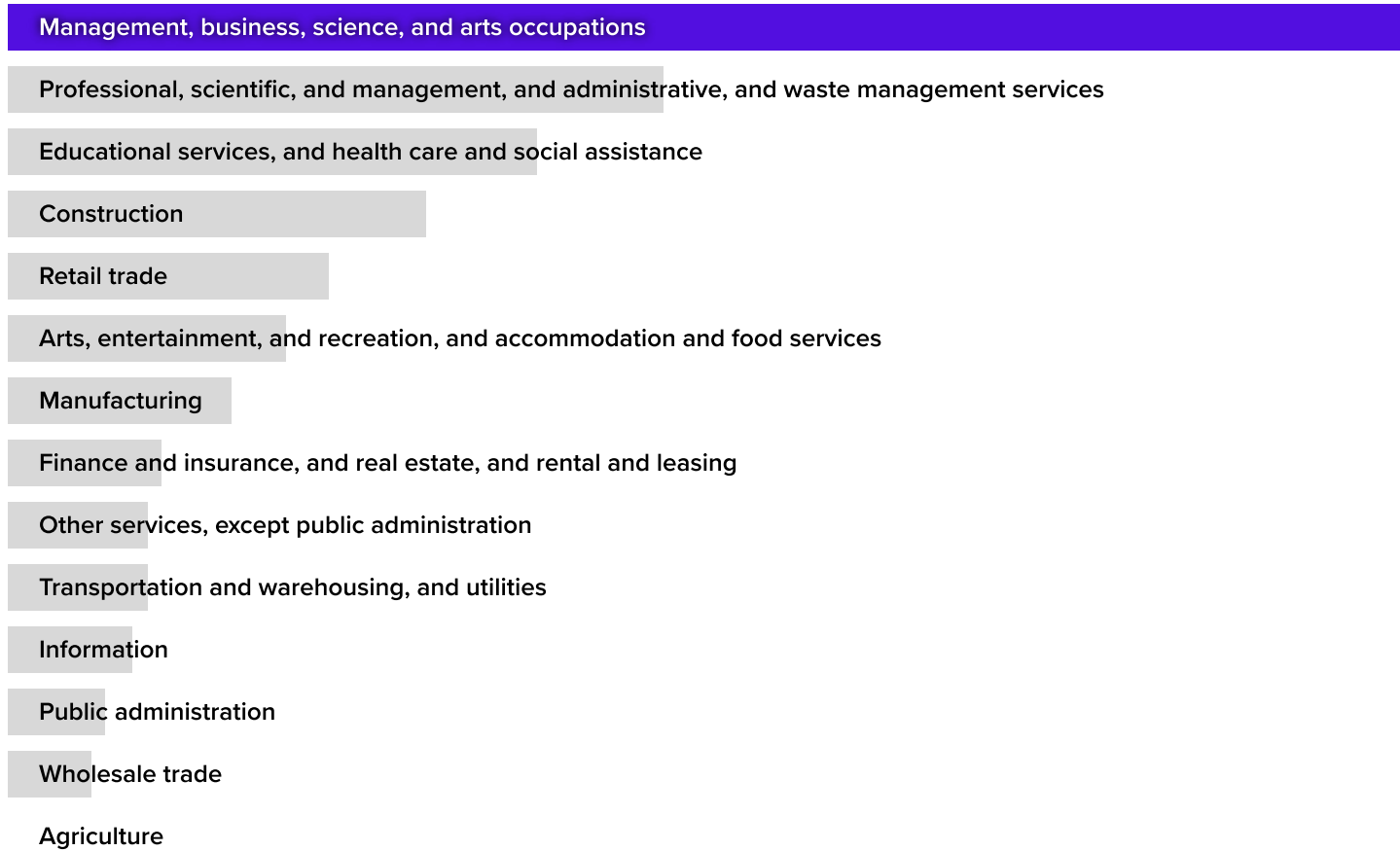
Growth Rate



Number of Employees

14.7k

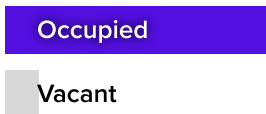
Top Employment Categories



Housing Occupancy Ratio

7:1

14:1 predicted by 2028



Renter to Homeowner Ratio

1:1

2:1 predicted by 2028

